



SHAH INTERNATIONAL SCHOOL

Kanshi Ram Shah Marg, Ambica Vihar, Paschim Vihar,
New Delhi- 110087.

Holiday Homework



CLASS- NURSERY
Session- 2023-2024

Name: _____

Class: _____

Section: _____

Roll No.: _____

SUMMER TIME



Pour on lotion,
Rub it in,
perfect for
my summer skin.



On my bike
or in the pool,
A sip of water
keeps me cool.



Shades are on,
Flip-Flops too.
In summer there's
so much to do!



Dear Parents,

Long summer break is the most enviable part of the school life. It provides time when you get opportunity to spend quality time with your child. As the school closes for summer break we have planned some activities for your child to enhance his/her learning skills in a fun filled way.

Make a separate notebook for English and Math. Write 1 page every day, all the letters and numbers done in the school.

Here are some activities given to help your child become independent and confident:-

Independent Me

- **Buttoning and Unbuttoning**
- **Hanging school bags**
- **Keeping belongings back in their place**
- **Filling the water bottles**
- **Keeping room clean and well-organized**
- **Opening and closing Tiffin box**

Alone we can do so little; together we can do so much. (Social Skills)

- **Wish your elders with a smile**
- **Go outdoors and play with your friends**
- **Share things with your friends**
- **Use magical words: Sorry, Please, Excuse Me, Thank You**

One, who maintains cleanliness, keeps away diseases. (Personal Hygiene)

- **Brushing teeth twice a day.**
- **Combing hair regularly**
- **Bathing everyday**
- **Washing hands before and after meals.**
- **Trimming nails regularly.**

Developing Motor Skills

- Working on Gross Motor Skills helps child gain strength and confidence in his/her body. Do activities like catching a ball, balancing, moving like an animal, cycling, jumping on a trampoline, hopping on one foot etc.
- Fine Motor Skills involve the use of the small muscles that control the hand, fingers and thumb. Activities like buttoning and zipping clothes, colouring, clay molding, building with legos and blocks, beading etc. helps to build a child's self-esteem and confidence also.

FOR THE PARENTS

Reading is Fun

Children are made readers on the laps of their parents.

- Make reading a regular practice with pictures and large text.
- Read out value based stories from Panchatantra, Pepper and Bruno to the child daily.
- Make bed-time stories a part of your child's daily routine.

Be a Friend


- Identify a family game like cricket, football, volleyball, etc. and play with your child every weekend.
- Take your child for nature walk and explore different leaves, insects, pebbles, trees while walking.

Show and Tell Activity

1. Make show and tell a regular part of the schedule at home. A child will choose any one object from the surroundings and try to speak four to five lines related to that object. Record their video and send the same on class group.

Example:

- This is a Pencil
It is red in colour.
I write with it.
- This is my ball
It is round in shape.
It is yellow in colour
I love to play with it.



Encourage your child to converse in English

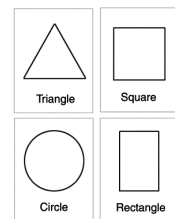
General Instructions:

All the eight activities should be done on A-4 sized sheets. Also, take a printout of all 16 worksheets, compile them in a folder, and submit the folder after the vacations.

ACTIVITIES


1. Sorting Pulses:

- Mix four different pulses in a bowl, and guide your child to sort the pulses and put them in different bowls as shown in the picture below.
- Paste four types of sorted pulses on an A-4 sized sheet according to their sizes.
- Child may paste them in any shape.



2. Emotional Skills:

- Emotions are our responses to the world around us, and they are created by the combination of our thoughts and feelings. Draw a circle as shown aside and ask your child to make four emojis on A-4 sized sheets (4 sheets).



3. Activities for capital letters L, T, I:

- Make a lion face mask using a paper plate and decorate it. Paste the mask on an A-4 sized sheet.
- Make a train using Popsicle sticks, and for wheels use bottle caps. Paste it on an A-4 sized sheet.
- Draw an ice-cream and decorate it with sticker stones, then paste it on an A-4 sized sheet.



4. Non-Fire cooking:

- a. Teddy Bear Toast- Please help the child to make a bear sandwich using bread, chocolate sauce, grapes and banana.
- b. Click pictures while making the sandwich and paste it on an A-4 sized sheet.



5. Nature walk:

- During daily walks in the garden, encourage the child to observe and collect different leaves. Also, ask them to make pictures of two different animals pasted on an A-4 sized sheet.



6. World Environment Day (5th June 2023):

- Every year World Environment Day is celebrated on 5th June to spread awareness, to encourage people to take action and to protect the environment.
- Let's germinate seeds in a small pot, water your pot daily and observe it growing into a plant.
- Label the pot and bring it to school after vacations.
- Click the photographs while watering your pot and growth at various stages and paste them on an A-4 sized sheet.



PLANT GROWTH STAGES



7. Father's Day -18th June 2023 (My Special Day with Dad):

My Dad is so special, he is strong and smart.
That is why I love him so with all my little heart!

- Child will do Ramp Walk with Dad and take a selfie with dad. (Activity mandatory for all the students.)



- Kindly Note: Share the Candid shots of your ward on June 18, 2023 between 11:00am to 12:00pm with the class teacher.

8. International Yoga Day (21st June 2023):

- Make yoga a part of your daily routine.
- Do different yoga asanas under the supervision of your parents.
- Click photographs while doing the asanas and send them in class group on the same day.



COBRA POSE



BUTTERFLY POSE



CAT POSE



ADHO MUKHA POSE



MEDITATION POSE



BHUJANGASANA

SHAH INTERNATIONAL SCHOOL

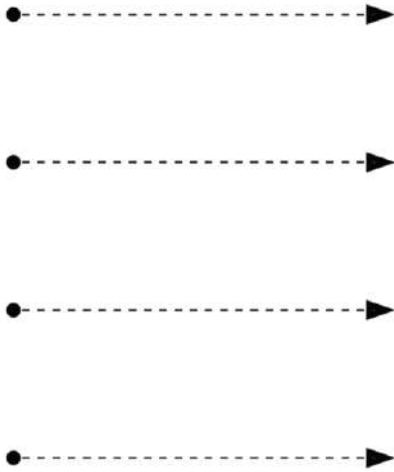
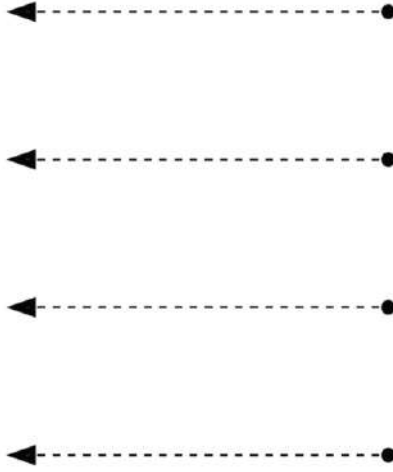
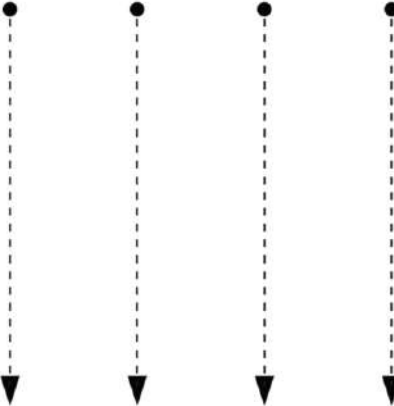
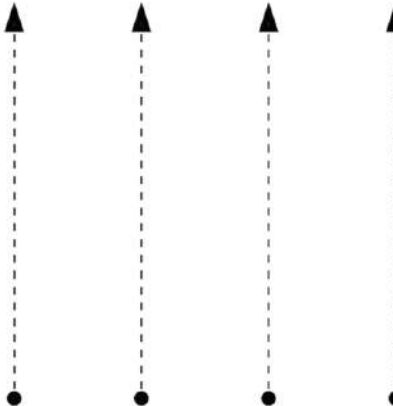
CLASS: NURSERY

SUBJECT: ENGLISH

SESSION: 2023-2024

Name: _____

Date: _____

<p>Trace the lines from left to right.</p> 	<p>Trace the lines from right to left.</p> 
<p>Trace the lines from top to bottom.</p> 	<p>Trace the lines from bottom to top.</p> 

Dear parent

- You may take more printouts for daily practice.

SHAH INTERNATIONAL SCHOOL

CLASS: NURSERY

SUBJECT: ENGLISH



SESSION: 2023-2024

Name: _____

Date: _____

SLANTING LINES

- Colour the picture and trace the dotted lines from top to bottom.



CLASS: NURSERY
SUBJECT: ENGLISH
SESSION: 2023-2024

Name: _____

Date: _____

LETTER 'L'

[illegible]

SHAH INTERNATIONAL SCHOOL

CLASS: NURSERY

SUBJECT: ENGLISH

SESSION: 2023-2024

Name: _____

Date: _____

LETTER 'T'

[illegible]

Handwriting practice sheet for the letter 'I'. The sheet features a grid of 10 columns and 10 rows. The first row contains the letter 'I' in each column. The second row contains a dot in each column, indicating the starting point for writing. The remaining rows are empty for practice.

SHAH INTERNATIONAL SCHOOL

CLASS: NURSERY










SUBJECT: ENGLISH

SESSION: 2023-2024

Name: _____

Date: _____

Circle the correct picture related to the letter

L			
T			
I			

SHAH INTERNATIONAL SCHOOL

CLASS: NURSERY

SUBJECT: MATHS

SESSION: 2023-2024

Name: _____

Date: _____



Colour the sun and write the number.

1		1		1
.		.		.
.		.		.
.		.		.
.		.		.
.		.		.

SHAH INTERNATIONAL SCHOOL

CLASS: NURSERY


SUBJECT: MATHS

SESSION: 2023-2024

Name: _____

Date: _____

Colour the flowers and write the numbers.



7		7		7
.		.		.
.		.		.
.		.		.
.		.		.
.		.		.

SHAH INTERNATIONAL SCHOOL

CLASS: NURSERY

SUBJECT: MATHS





SESSION: 2023-2024

Name: _____

Date: _____

Big and Small

Colour Big objects with red and Small with blue.



SHAH INTERNATIONAL SCHOOL

CLASS: NURSERY

SUBJECT: MATHS

SESSION: 2023-2024

Name: _____

Date: _____

- Create beautiful scenery with geometrical shapes using glitter sheets.



SHAH INTERNATIONAL SCHOOL

CLASS: NURSERY


SUBJECT: E.V.S.

SESSION: 2023-2024

Name: _____

Date: _____

Are you a Boy or Girl? Colour the one you are.



- **Kindly make your ward learn five to six lines on the topic:
Self-Introduction.**

SHAH INTERNATIONAL SCHOOL

CLASS: NURSERY

SUBJECT: E.V.S.

SESSION: 2023-2024

Name: _____

Date: _____

MY BODY PARTS

- Identify and match the body parts.



eyes



nose



leg



hand



arm



ear



mouth



foot



SHAH INTERNATIONAL SCHOOL

CLASS: NURSERY

SUBJECT: E.V.S.

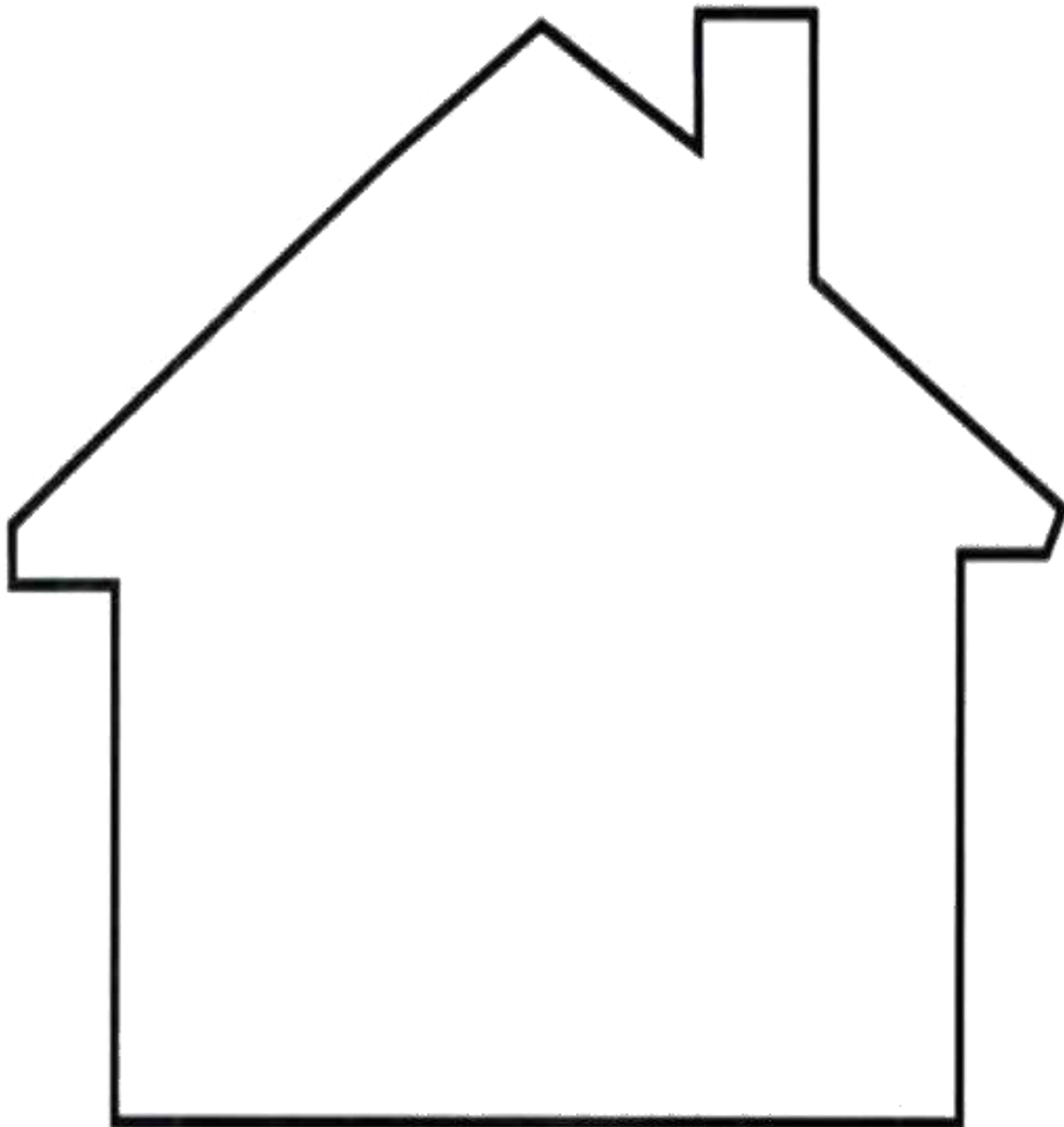
SESSION: 2023-2024

Name: _____

Date: _____

MY BEAUTIFUL HOUSE AND MY LOVELY FAMILY

Decorate the house and paste the pictures of your family members:



SHAH INTERNATIONAL SCHOOL

CLASS: NURSERY

SUBJECT: E.V.S.

SESSION: 2023-2024

Name: _____

Date: _____

- **Match** the crayons to the correct pictures.




SHAH INTERNATIONAL SCHOOL
CLASS: NURSERY
CREATIVE WORKSHEET
SESSION: 2023-2024

Name: _____

Date: _____

STICKING/PASTING ACTIVITY (Bindis)

Complete colouring in the fish as shown in the picture and then stick bindies on the body of fish:




SHAH INTERNATIONAL SCHOOL
CLASS: NURSERY
COLOURING WORKSHEET
SESSION: 2023-2024

Name: _____

Date: _____

- Colour the picture and decorate it beautifully using colourful sticker stones.



PASTE THE SHEET A ON A THICK CARDBOARD AND MAKE IT A WALL HANGING AND BRING IT TO SCHOOL.

