



SHAH INTERNATIONAL SCHOOL

Kanshi Ram Shah Marg, Ambica Vihar, Paschim Vihar,
New Delhi- 110087.

Holiday Homework



CLASS- NURSERY Session- 2024-2025

Name: _____

Class: _____

Section: _____

Roll No.: _____

Summer Vacation!



Summer is messy,
Summer is fun,
Trips to the beach,
In the hot, hot Sun,
Let's give summer,
A big fat cheer!

Summer is the best time of the year.

Dear Students,

Wake up, wake up! Its homework time, remember you promised to start by nine, I heard my mother uttering these lines, I think beginning the task on time, keeps me alert, active and fine. Regular homework makes me shine.

Dear Parent,

Summer break offers valuable time for relaxation and leisure, but it's important to maintain a balance between recreation and academic responsibilities. Encourage your child to engage in creative pursuits during this time. Please ensure they complete their holiday homework, which includes daily practice of English and Maths in separate notebooks. Your guidance is essential for their progress.

Here are some activities given to help your child become independent and confident: -

Independent Me

- **Buttoning and Unbuttoning**
- **Hanging school bags**
- **Keeping belongings back in their place**
- **Filling the water bottles**
- **Keeping room clean and well-organized**
- **Opening and closing Tiffin box**

Alone we can do so little; together we can do so much. (Social Skills)

- **Wish your elders with a smile**

- Go outdoors and play with your friends
- Share things with your friends
- Use magical words: Sorry, Please, Excuse Me, Thank You

One, who maintains cleanliness, keeps away diseases. (Personal Hygiene)

- Brushing teeth twice a day.
- Combing hair regularly
- Bathing everyday
- Washing hands before and after meals.
- Trimming nails regularly.

Developing Motor Skills

- Working on Gross Motor Skills helps child gain strength and confidence in his/her body. Do activities like catching a ball, balancing, moving like an animal, cycling, jumping on a trampoline, hopping on one foot etc.

Fine Motor skills (Strengthening hand muscles)

- **SORTING ACTIVITY**
 - Let's sort different kind of pulses along with colour and shape recognition.
- **THREADING AND BEADING ACTIVITY**
 - Let's make beautiful bracelets/necklace for your mom.



- ROCK PAINTING

- Let's explore mother nature... Collect small pebbles/stones and paint them to give a vibrant look.



- POURING ACTIVITY

- Let's learn to pour water in a fun-filled way.



- SQUEEZING ACTIVITY

- Let's squeeze water from the sponge and collect it to water the plants.



FOR THE PARENTS

Reading is Fun

- Read daily with your child, using books with pictures and large text.
- Share stories from Panchatantra, Pepper, and Bruno.
- Make bedtime stories a regular habit.

Being a Friend:

- Play family games together on weekends.
- Explore nature during walks, discovering leaves, insects, and trees.

Show and Tell Activity

- Make show and tell a regular part of the schedule at home. A child will choose any one object from the surroundings and try to speak few lines related to that object.

Example:

- This is a Car
 - It is blue in colour.
 - It has four wheels.
 - It is a land transport.



- This is a mango
It is yellow in colour.
Mango is the king of fruits.
It is a summer fruit.



Self-Introduction:

Knowing about one self is the most important thing at this tender age of learning! To further build the confidence amongst children, let's start by teaching them how to introduce themselves. So, make your child learn the following:

- My name is _____
- I am ____ years old.
- I study in Nursery Disney World/Jungle Book.
- I study in Shah International School.
- The name of my class teacher is _____.
- The name of our Principal is Ms. Sajilekha Pillai ma'am.



Story telling is the most powerful way to put ideas into the world.

Here are a few links of short stories for your children to inculcate good habits and moral values.



“Good Habits Bad Habits”

<https://youtube.com/watch?v=PiMqc1XzOHs&feature=share>

“Healthy Eating Habits”

<https://youtube.com/watch?v=1Zp6Ntomljc&feature=share>

“Act of Kindness”

<https://youtube.com/watch?v=4w-sqC5GQoo&feature=share>

*Encourage your child to
converse in English*

General Instructions:

All the seven activities should be done on A4 sized sheets. Also, take print out of all 19 worksheets, compile them in a folder, and submit the folder after the vacations.



ACTIVITES

1. Fun with Patterns:


- Draw different patterns on the floor using coloured chalks and encourage your ward to walk on the lines by spreading their arms and balancing themselves.



- Click a picture of your ward while doing these activities and make a nice photo frame and decorate it.

2. Shape Activity:

- Let's build our shapes using toothpicks.



- Paste the matchsticks onto an A4-sized sheet and fill them with colors.

3. Making of your favourite animal face mask.



4. Activity for Capital Letters L, T, I:

a. Make a ladybug using a paper plate and decorate it. Paste the ladybug on an A-4 sized sheet along with letter “L”.



b. Make a train using Popsicle sticks, and for wheels use bottle caps. Paste it on an A-4 sized sheet along with letter “T”.



c. Draw an ice-cream and decorate it with sticker stones, then paste it on an A-4 sized sheet along with letter “I”.



5. World Environment Day (5th June 2024)

a. Every year World Environment Day is celebrated on 5th June to spread awareness, to encourage people to take action and to protect the environment.

b. Let's germinate seeds in a small pot, water your pot daily and observe it growing into a plant.

c. Label the pot and bring it to school after vacations.

d. Click the photograph while watering your pot and growth at various stages and paste them on an A4 sized sheet.



PLANT GROWTH STAGES



6. Father's Day {(16th June 2024) (My Special day with Dad)}

My Dad is so special, he is strong and smart.
That is why I love him so with all my little heart!

Let's plan a surprise for father on the occasion of Father's Day. Mothers may help the child while planning this activity.

Fun Activity for Dad... Make watermelon popsicles (chuski).



Ingredients:

- 1 glass watermelon juice.
- Half lemon juice.
- Sugar powder (if required)

How to make watermelon popsicles (chuski):

- Remove seeds from the watermelon and grind to extract its juice and sieve it.
- Add lemon juice to it and mix well.
- Add sugar (if required)
- Mix and pour in kulfi moulds.
- Freeze for at least 3 hours and it is ready.

Kindly note: Share the candid shots of your ward on 16th June 2024 between 12:00PM to 1:00PM with the class teacher.

7. International Yoga Day (21st June 2024)

- a. Make yoga a part of your daily routine.
- b. Do different yoga asanas under the supervision of your parents.
- c. Click photographs while doing the asanas and send them in the class group on the same day.



SHAH INTERNATIONAL SCHOOL

CLASS: NURSERY


SUBJECT: ENGLISH

SESSION: 2024-2025

Name: _____

Date: _____

- Trace the standing lines.



SHAH INTERNATIONAL SCHOOL

CLASS: NURSERY



SUBJECT: ENGLISH

SESSION: 2024-2025

Name: _____

Date: _____

- Trace the sleeping lines.



SHAH INTERNATIONAL SCHOOL

CLASS: NURSERY

SUBJECT: ENGLISH



SESSION: 2024-2025

Name: _____

Date: _____

Slanting lines

- Colour the picture and trace the dotted lines from top to bottom.



SHAH INTERNATIONAL SCHOOL

CLASS: NURSERY

SUBJECT: ENGLISH

SESSION: 2024-2025

Name: _____

Date: _____

- Letter "I".



I	I	I	I	I
.
.
.
.

SHAH INTERNATIONAL SCHOOL

CLASS: NURSERY


SUBJECT: ENGLISH

SESSION: 2024-2025

Name: _____

Date: _____

- Look and write the letters in the boxes.



SHAH INTERNATIONAL SCHOOL

CLASS: NURSERY

SUBJECT: MATHS

SESSION: 2024-2025

Name: _____

Date: _____



Colour the sun and write the number.

1		1		1
.		.		.
.		.		.
.		.		.
.		.		.
.		.		.

SHAH INTERNATIONAL SCHOOL

CLASS: NURSERY


SUBJECT: MATHS

SESSION: 2024-2025

Name: _____

Date: _____

- Colour the balloons and write the numbers.



7		7		7
.		.		.
.		.		.
.		.		.
.		.		.
.		.		.

SHAH INTERNATIONAL SCHOOL

CLASS: NURSERY

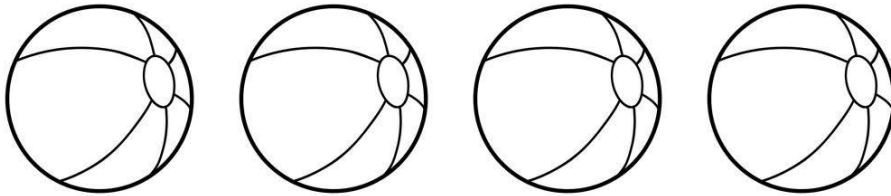
SUBJECT: MATHS

SESSION: 2024-2025

Name: _____

Date: _____

- Colour the balls and write the numbers.



4		4		4
.		.		.
.		.		.
.		.		.
.		.		.

SHAH INTERNATIONAL SCHOOL

CLASS: NURSERY

SUBJECT: MATHS

SESSION: 2024-2025

Name: _____

Date: _____

- Count the objects and write the number in the box.



SHAH INTERNATIONAL SCHOOL

CLASS: NURSERY







SUBJECT: MATHS

SESSION: 2024-2025

Name: _____

Date: _____

• **Big and Small.**

<p>Tick on the Big Apple.</p>  <p><input type="checkbox"/> <input type="checkbox"/></p>	<p>Tick on the Small Ball.</p>  <p><input type="checkbox"/> <input type="checkbox"/></p>
<p>Tick on the Small Animal.</p> <p>big</p>  <p>small</p> <p><input type="checkbox"/> <input type="checkbox"/></p>	<p>Tick on the Big Cake.</p>  <p><input type="checkbox"/> <input type="checkbox"/></p>
<p>Tick on the Big Teddy bear.</p>  <p><input type="checkbox"/> <input type="checkbox"/></p>	<p>Tick on the Small Fish.</p>  <p><input type="checkbox"/> <input type="checkbox"/></p>

SHAH INTERNATIONAL SCHOOL

CLASS: NURSERY

SUBJECT: E.V.S.

SESSION: 2024-2025

Name: _____

Date: _____

- Are you a boy or girl? Colour the one you are.



Kindly make your ward learn five to six lines on the topic:
Self-Introduction.

SHAH INTERNATIONAL SCHOOL

CLASS: NURSERY

SUBJECT: E.V.S.

SESSION: 2024-2025

Name: _____

Date: _____

• My Body Parts.

MY BODY

Cut out body parts and label

This activity sheet is titled "MY BODY" and features a central illustration of a smiling cartoon boy with brown curly hair, wearing blue shorts, with his arms outstretched. Ten empty circles are arranged around the boy, with lines connecting them to various parts of his body: two circles on his head, two on his face (eyes and nose), two on his arms, two on his legs, and one on his torso. Below the illustration, the text "Cut out body parts and label" is written. Underneath this text, there are ten circular icons, each containing a different body part: a foot, a knee, a mouth, a pair of legs wearing blue shorts, a nose, an eye, an elbow, a head with brown curly hair, an ear, and a hand.

SHAH INTERNATIONAL SCHOOL

CLASS: NURSERY

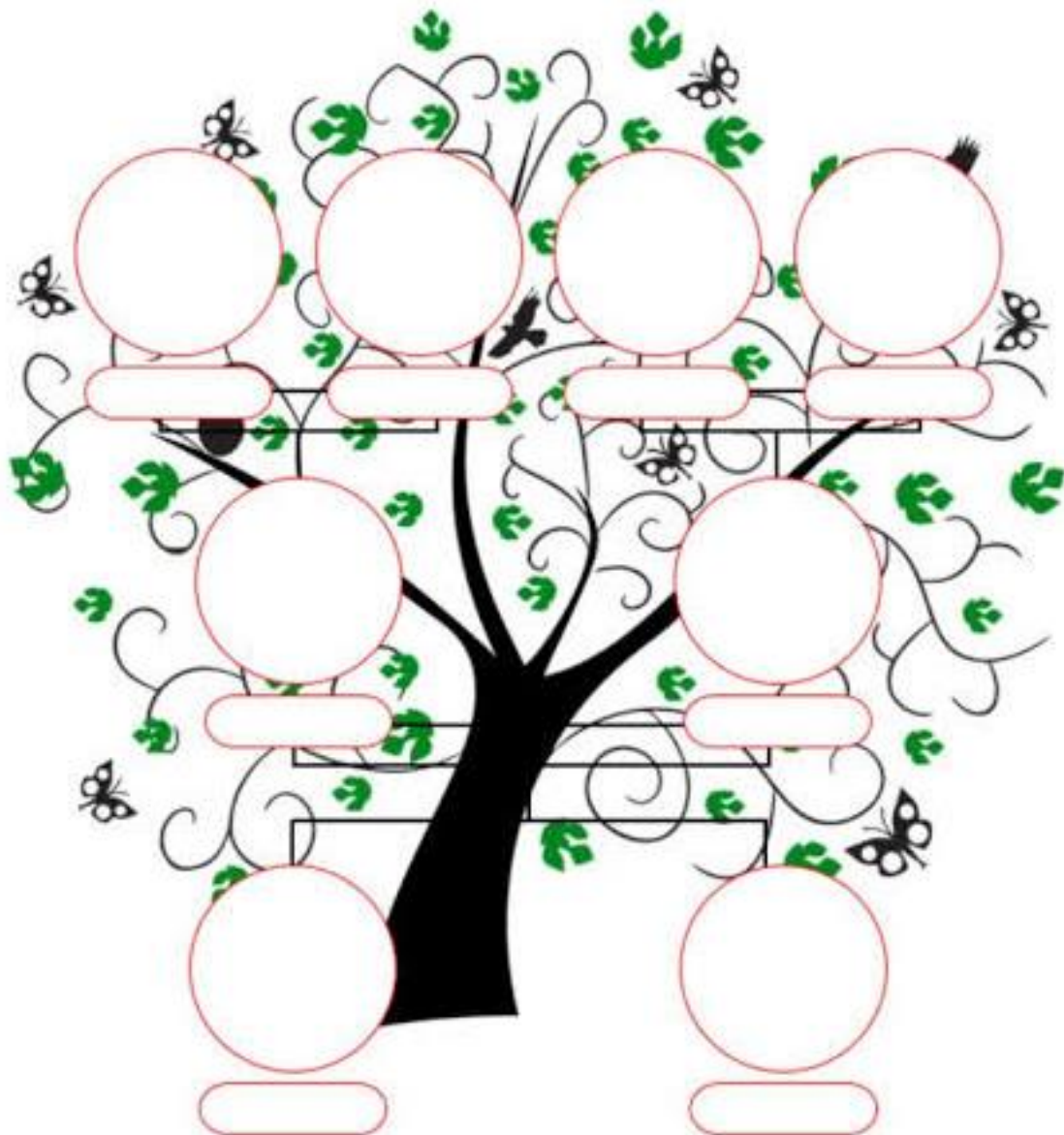
SUBJECT: E.V.S.

SESSION: 2024-2025

Name: _____

Date: _____

- My Family Tree. (Paste the pictures of your family members and label them)



SHAH INTERNATIONAL SCHOOL

CLASS: NURSERY


CREATIVE WORKSHEET

SESSION: 2024-2025

Name: _____

Date: _____

- Fill the clouds by dabbing the black colour using cotton balls. Then make stars with white colour by using ear buds.
Let's make a beautiful night cloud.



SHAH INTERNATIONAL SCHOOL

CLASS: NURSERY


CREATIVE WORKSHEET

SESSION: 2024-2025

Name: _____

Date: _____

- Tear different coloured papers into tiny bits. Spread glue on the butterfly's wings. Paste paper pieces on the wings. You may also paste some bindis/ stones to decorate the butterfly.



SHAH INTERNATIONAL SCHOOL

CLASS: NURSERY

COLOURING WORKSHEET


SESSION: 2024-2025

Name: _____

Date: _____

- Colours play a vital role in our lives and how we respond to our surroundings. The colours you surround yourself with can influence your perspective and emotions, as well as those around you.

Fill the colours in Rainbow to make it beautiful as you are.



SHAH INTERNATIONAL SCHOOL

CLASS: NURSERY


COLOURING WORKSHEET

SESSION: 2024-2025

Name: _____

Date: _____

- Colour the picture and decorate it beautifully using colourful sticker stones.



PASTE THE SHEET ON A THICK CARDBOARD AND MAKE IT A
WALL HANGING AND BRING IT TO SCHOOL

Happy Summer Vacation



Wishing you all happy times together!!



END