

SHAH INTERNATIONAL SCHOOL

SESSION – 2025-2026

CLASS-PREP

NAME _____

SECTION _____


ROLL NO. _____





Dear Parents,

Summer vacation is a special time for children to relax, explore, and spend happy moments with their families. To help our little learners stay curious and continue growing, our teachers have put together fun and simple worksheets filled with playful learning activities.



These activities will help your child remember what they've learned, build new skills, and enjoy learning through games, drawing, and hands-on tasks. Our goal is to make learning joyful while developing focus, creativity, and a love for discovery.

We hope you enjoy this time together and make wonderful memories while learning and playing!

GUIDELINES FOR HOLIDAY HOMEWORK

- ❖ Holiday homework has to be done in a very neat and presentable manner on A4 size sheet and send it in a handmade folder.

It must be labelled properly with the name, class and roll number of the child. Click the pictures of the activities of (Environment day, Father's day and Yoga day)



Activity time!

Life skills

1. Wash the Toys (Cleanliness & Hygiene)

- Skill: Personal hygiene, responsibility
- Activity: Kids wash plastic toys with mild soap and water using a sponge or cloth.



2. Button the Shirt (Dressing Skills)

- Skill: Fine motor skills, self-dressing
- Activity: Give children a shirt or a dressing frame and let them practice buttoning and unbuttoning.



3. Sort the Laundry (Color Recognition & Responsibility)

- Skill: Sorting, decision-making
- Activity: Let kids help sort clean laundry into piles—light/dark colors, socks/shirts, etc.



4. Make a Sandwich (Food Skills)

- Skill: Simple food prep, independence
- Activity: Kids spread butter or jam on bread using a plastic knife and put together their own sandwich.



5. Set the Table (Manners & Routine)

- Skill: Organization, table manners
- Activity: Teach children how to place a plate, spoon, and napkin properly for meals using real or play dishes.



FATHER'S DAY

A dad is someone who hugs you when you're sad,
teaches you right from wrong,
smiles when you do well,
and believes in you no matter what.

Dad, You're My Treasure!" – Piggy Bank Gift

Activity Name: *Daddy's Treasure Jar*

Objective: To help children create a special "piggy bank" style jar filled with love notes or "reasons why I love Dad."

Material Needed:

- A clean plastic jar or small box (with a lid)
- Colored paper or craft foam (cut into coin shapes or hearts)
- Crayons or markers
- Stickers, washi tape, and decorations
- Label: "Daddy's Treasure Jar" or "Dad, You're My Treasure!"
- Ribbon (optional)

Instructions:

1. **Decorate the Jar:** Kids decorate the jar or box with stickers, drawings, and a label like "Daddy's Treasure Jar."
2. **Make the "Coins":** Give children pre-cut circles or hearts and help them draw or write simple things like:
 - "I love Dad because he plays with me."
 - "Dad gives me big hugs."
 - "Dad is my superhero!"
3. **Fill the Jar:** Put all the "coins" or hearts inside the jar.
4. **Gift It with Love:** Children present the jar to their dads saying, "This is your jar of treasures—because you're my treasure!"

Bonus Tip:


Add chocolate coins or tiny treats to make it even more exciting!



WORLD YOGA DAY

Yoga is the journey of the self, through the self, to the self."

-The Bhagavad Gita



Make your ward practice some simple yoga asana on the yoga mat and encourage them to do the same on regular basis. Educate them about the benefits of yoga in daily life. Click the pictures and share it with the class teacher on the same day.

WORLD ENVIRONMENT DAY

"World Environment Day is celebrated every year on 5th June to raise awareness and encourage everyone to help protect and care for our environment."

🌱 "Plant a Smile" – Tiny Planting Activity

Activity Name: *Plant a Smile, Grow a Future*

Objective: To teach children the importance of plants and caring for nature.

🌿 Instructions:

1. **Decorate the Pot:** Let children decorate their paper cups with drawings of flowers, the sun, or Earth.
2. **Fill with Soil:** Help them fill the cup halfway with soil.
3. **Plant the Seeds:** Let each child gently place 2–3 seeds in the soil and cover them.
4. **Water Time:** Spray a little water on the soil.
5. **Name the Plant:** Use a popsicle stick to write the child's name or their plant's name.
6. **Take It Home:** Encourage them to care for their plant every day at home.



Fun Time

Literacy Activity: "CVC Flip Book Fun"

Objective:

Help children build early reading skills through simple, fun, and hands-on practice with CVC (Consonant-Vowel-Consonant) words.

Materials:








- Colored paper or card stock
- Markers, crayons, or sketch pens
- Scissors and glue
- Stapler or binder rings
- Stickers or pictures for decoration

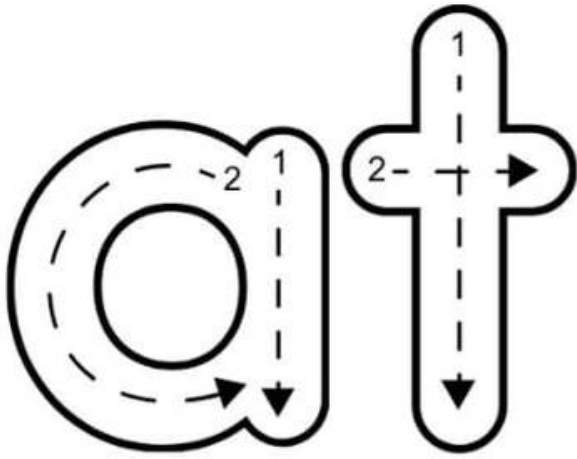
Steps:

1. Introduction to CVC Words: Start by explaining CVC words (like cat, bat, dog) and how each letter makes a sound.
2. Sound it Out: Practice saying the sounds of each letter clearly – beginning, middle, and end.
3. Create the Book: Let kids create their own flip books by writing and illustrating CVC words on each page.
4. Flip and Read: Practice blending the sounds to read the words aloud.
5. Decorate and Share: Let children personalize their books with drawings or stickers and share their creations with classmates or family.



Reading Time

at	an	ag	ap	ad
 bat	 can	 bag	 cap	 bad
 cat	 fan	 lag	 lap	 dad
 fat	 man	 nag	 map	 mad
 hat	 pan	 rag	 nap	 pad
 mat	 ran	 tag	 rap	 sad
 rat	 van	 wag	 gap	 lad
 sat	 tan		 tap	
 pat	 ban			



Color the word
that matches
the image!



rat

mat

sat

cat



cat

hat

bat

mat



tat

vat

sat

bat



rat

mat

hat

cat



cat

mat

rat

cat



bat

mat

sat

cat

Before, After and Between

Fill in the numbers Before, After and Between

___, 9

2, ___, 4

5, ___

___, 4

4, ___, 6

7, ___

___, 5

6, ___, 8

6, ___

___, 10

3, ___, 5

2, ___

___, 6

9, ___, 11

8, ___

___, 7

5, ___, 7

9, ___

___, 3

7, ___, 9

3, ___

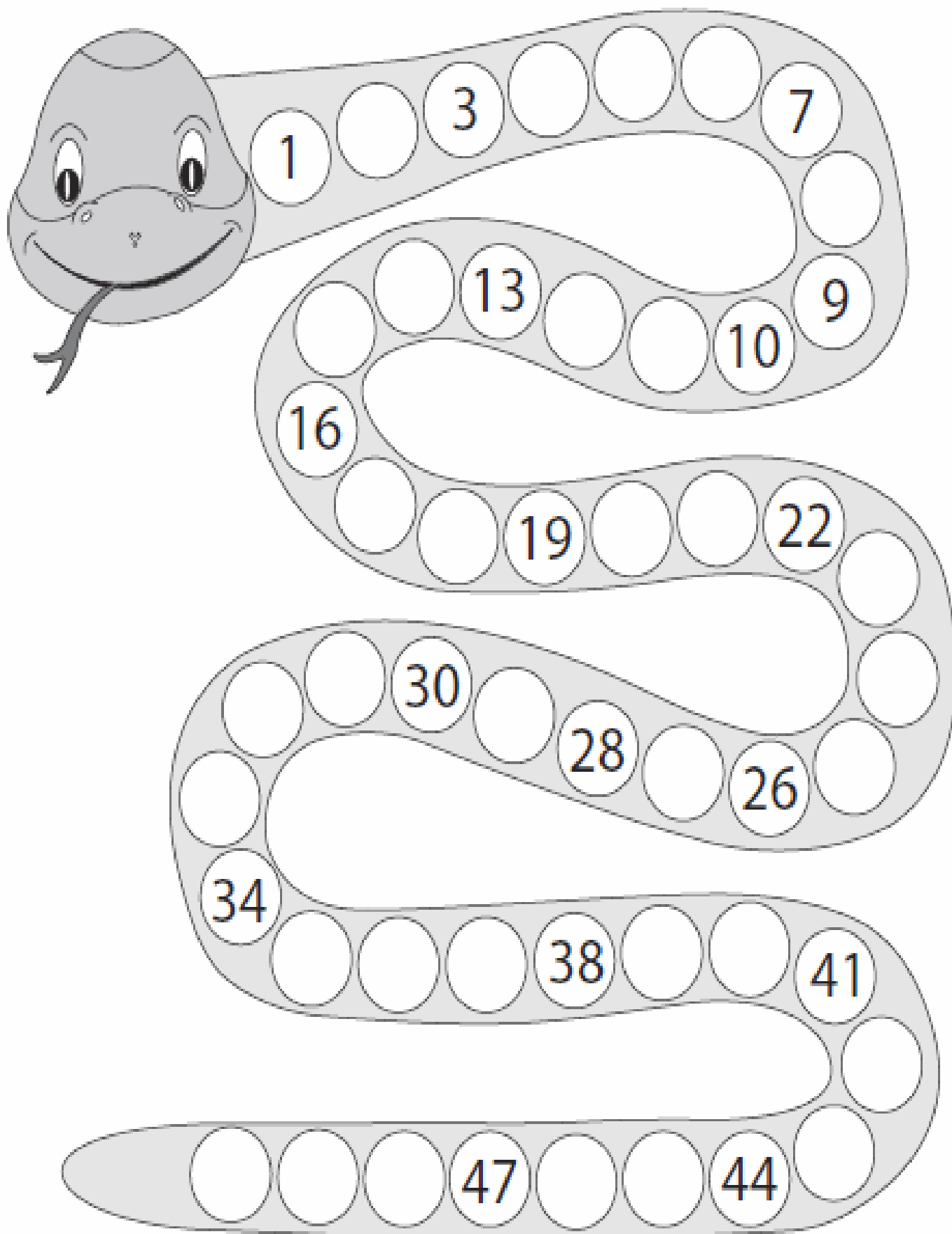
___, 8

1, ___, 3







4, ___



Numbers 1-50



सही अक्षर पर गोला लगाओ (अ - अः)

	औ	ऋ	ओ
	ओ	अं	औ
	ए	अ	ऐ
	अं	अः	अ
	औ	ऐ	ओ
	ऐ	ओ	ए
	अः	अ	अं

चित्र पहचानें और स्वर से मिलायें



ऐ



ओ



ई



औ



आ







इ




उ

ALL ABOUT ME!

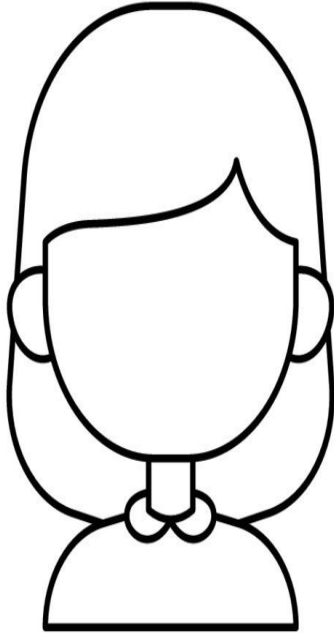


Q. Paste pictures of your family members.


My Family Tree



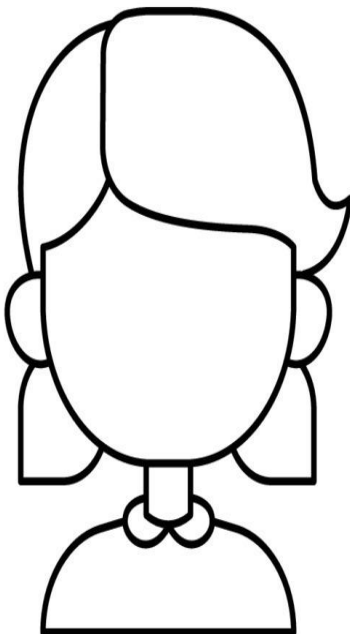
Draw a face to match the emotion!




Excited



Tired



Scared



Confused

Writing Time

Dear Students

Do the given work in a separate three in one notebook.

ENGLISH	MATHS	HINDI
<ul style="list-style-type: none">Practice cursive letters a to z twice a week	<ul style="list-style-type: none">Practice counting 1 to 50 twice a week.	Practice Swar twice a week.
<ul style="list-style-type: none">Practice joining letters from the book.	<ul style="list-style-type: none">Practice before, after and in between (up to 20) twice a week.	Practice vyanjan done in the class twice a week.
<ul style="list-style-type: none">Practice “at” family words		

